

T7D UV/VIS Spectrophotometer



BEIJING PURKINE GENERAL INSTRUMENT CO., LTD.



- ◆ The T7D series of UV-Visible Spectrophotometers have been designed using “state of the art technology” .
- ◆ The instruments are professionally manufactured to a very high specification, with excellent quality control.
- ◆ The instruments have been designed using expertise gathered over many years in the field of UV-Visible Spectrophotometry.
- ◆ This gives the T7D series of instruments high performance characteristics, flexibility and user friendliness.

The T7D series is a new generation of dual beam UV-Visible Spectrophotometers

UV-Visible Spectrophotometer is a well-accepted, documented technique with many applications. The technique is extensively used for the analysis of foods, drugs, agricultural products and is widely used in the medical care, public health, environmental protection, life sciences industries and many other organic and biochemical applications. As a major distributor, AceMART has recently introduced the T7D series of UV-Visible Spectrophotometers. This range of instruments, which offer excellent performance, high quality and are competitively priced. The T7D range of UV-Visible Spectrophotometers can fully meet the requirements of the chemist. The T7D UV-Visible series is innovative in terms of instrument application, mechanical and optical design, electronic control and software whilst retaining features that are well established and accepted through the industry. The T7D series of UV-Visible Spectrophotometers are able to carry out the following analysis: photo-metric measurement, spectrum scans, kinetic measurements, quantitative determination and DNA/Protein analysis. When interfaced to a PC the software offers many more user-friendly applications such as access to data base, three-dimensional spectrum analysis, GLP Laboratory protocol, fast analysis of pesticide residues and other applications within the environmental protection code of analysis.

Features:

- **Accurate analysis**
Holographic grating greatly reducing stray light of the instrument and making the analysis more accurate.
- **Stable performances**
The dual beam optics ensures good stability.
- **High-speed measurement**
The fastest scanning speed is over 1000nm.
- **Powerful function**
The main unit of the spectrophotometer can analyse for photometric measurement, quantitative measurement, spectrum scan, DNA/Protein analysis and can print data. When connected to a computer the Spec UV software adds many additional functions, such as 3D spectrum analysis, GLP laboratory protocol. It can be applied in fast pesticide remain detection, environment protection, inspection and quarantine and other fields.
- **Convenient operation**
High degree of automation, the operator only needs to press keys twice when measuring ordinary samples.
- **Easily upgraded**
Many optional accessories enhance the flexibility and the measurement range of the instrument.
- **Easy routine maintenance**
The simple mechanical structure and modular electrical design make the routine maintenance easy.
- **Original technology**
The deuterium and tungsten lamps can be easily replaced and are supplied pre-aligned.
A motorised automatic 8-cell holder is supplied as standard which is particularly useful for the determination of pesticides.



Tungsten lamp and deuterium lamp



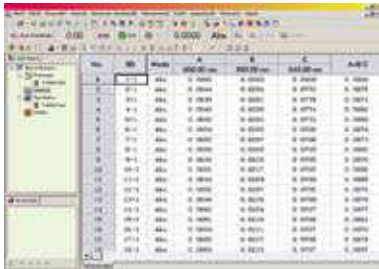
LCD 320 × 240

UV-Win is a powerful, intuitive software product used for connectivity to the PERSEE range of bench top UV-Vis Spectrophotometers.

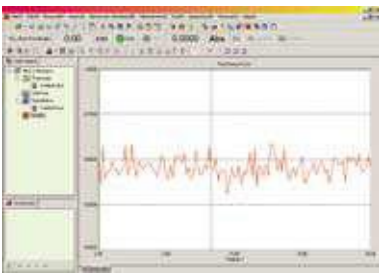
The UV-Win software offers complete instrument control along with data acquisition and a whole host of mathematical tools for interpretation of measurement results. The UV-Win software is separated into four key workspaces:

- Spectral Analysis
- Quantitative Analysis
- Kinetic Analysis
- Photometric Analysis

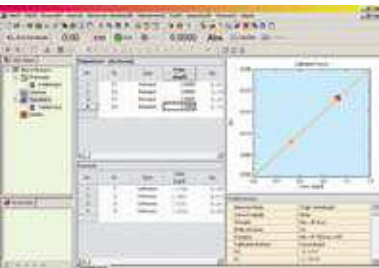
Four regular functions



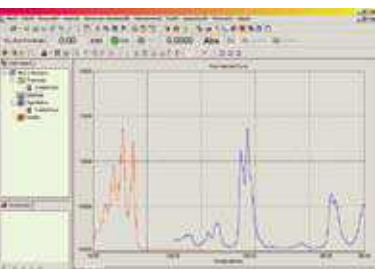
Photometric measurement



Kinetics measurement



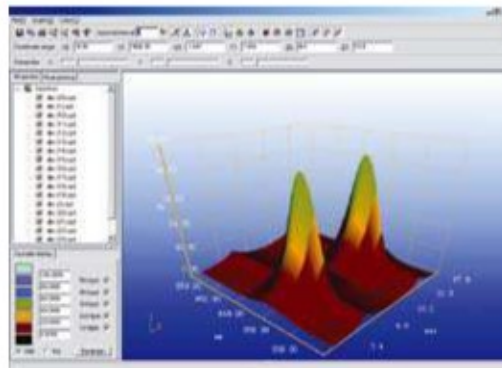
Quantitative measurement



Spectrum scan

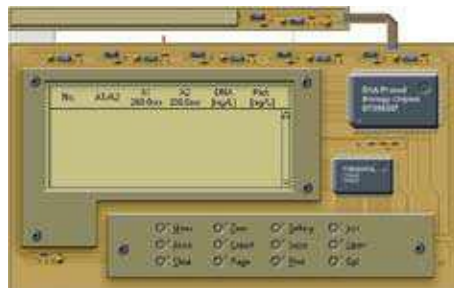
3D Presentation

- 3D Presentation by combining multiple spectrum Spectra can be fully and easily manipulated Peak Picking
- Graphics printout



DNA/Protein analysis

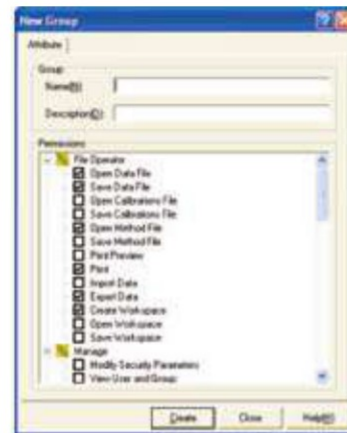
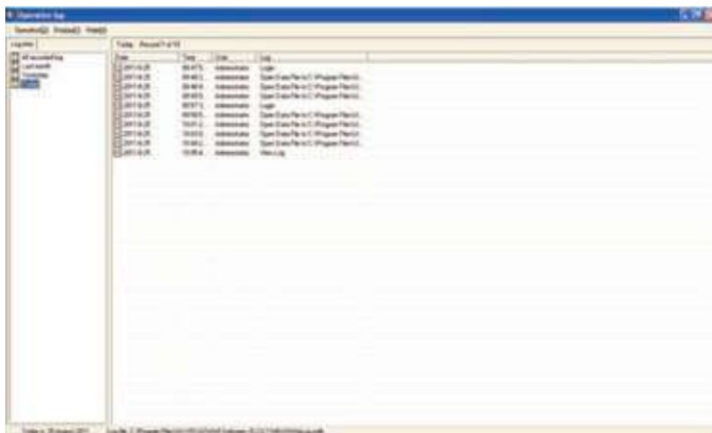
- Measurement of absorbance ratios at 260nm and 230nm, at 260nm and 280nm, and at custom defined wavelengths
- Background correction using absorbance at 320nm (Optional)
- Absorbance ratio calculation for user selected wavelengths
- Concentration calculation using arbitrary factors when selecting custom defined wavelengths



UV-Win GLP offers all of the features and functionality of UV-Win whilst also offering extensive administrative capabilities along with a detailed audit trail.

Administration

- Administrative settings can be made where Analysts may require conformity to GLP/GMP/GRP
Create User groups specifying exactly what actions they are able to perform.
- Add New Users to custom User Groups to determine their privilege settings.
Automatically log software activity in an Audit Trail.
Use Password control to ensure Users are logged in for instrument usage.



Certification


UV-Win GLP has been evaluated and tested by a third-party software validation specialist. As a result, it was found that UV-Win GLP offers all of the features and functions required for use in compliance with the guidance specified in:

- 21CFR Part 11- Electronic Records; Electronic Signatures
- Guidance for Industry Part 11, Electronic Records; Electronic Signatures — Scope and Application, August 2003



Optional accessories:

- **UVWIN6 UV/Win 6 Software & RS232 Communication Cable**
- **PS181-2 T7/T7D Sipper Pump Accessory (Pump, Tubing, Cassette, Front Panel, Flow Cell)**
- **CH188-1 T7D 2 Position 10mm Constant Temperature Cell Changer (For use with PTC-2)**
- **PTC-2 Peltier Module**
- **LS181-1 T7D Universal 5 Position 5-50mm Path Length Motorized Cell Holder**
- **ST188-1 T7D 8 Position 10mm Path Length Motorized Cell Holder**
- **DIS-001 Dissolution Accessory (16 Port PVDF Manifold Assembly, 16 x 1/4-28 - M6 Tube Set)**
- **UP16-1 Micro Printer Accessory (UP)**



UVWIN6



PS181-2



CH188-1



PTC-2



LS181-1



ST188-1



DIS-001



UP16-1

Instrument application:

Environment:

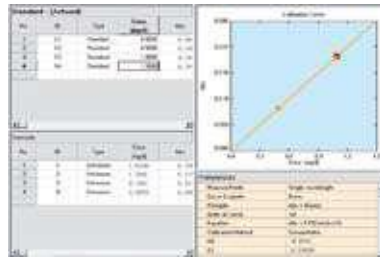
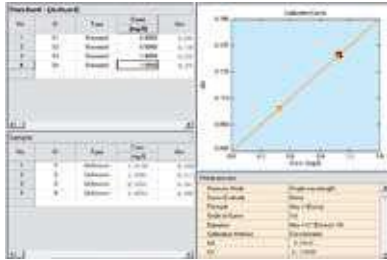
Monitoring of water quality, atmospheric pollution, rainfall and soil contamination.

Geology exploration:

Determination of metallic elements and inorganic salt in minerals.

Agriculture:


Can be applied in various agriculture, such as pesticide detection, crops analysis, animal medicine analysis, fertilizer inspection, soil analysis, animal food stocks inspection etc.



No.	ID	Mode	A	B	C	A+B+C
1	1-1	Abs	0.0000	0.0000	0.0000	0.0000
2	2-1	Abs	0.0044	0.0094	0.0177	0.0315
3	3-1	Abs	0.0040	0.0083	0.0170	0.0293
4	4-1	Abs	0.0040	0.0080	0.0174	0.0294
5	5-1	Abs	0.0020	0.0042	0.0112	0.0174
6	6-1	Abs	0.0074	0.0100	0.0196	0.0370
7	7-1	Abs	0.0052	0.0097	0.0198	0.0347
8	8-1	Abs	0.0070	0.0090	0.0190	0.0350
9	9-1	Abs	0.0040	0.0078	0.0159	0.0277
10	10-1	Abs	0.0093	0.0127	0.0250	0.0470
11	11-1	Abs	0.0094	0.0129	0.0259	0.0482
12	12-1	Abs	0.0094	0.0129	0.0259	0.0482
13	13-1	Abs	0.0094	0.0129	0.0259	0.0482
14	14-1	Abs	0.0094	0.0129	0.0259	0.0482
15	15-1	Abs	0.0094	0.0129	0.0259	0.0482
16	16-1	Abs	0.0094	0.0129	0.0259	0.0482
17	17-1	Abs	0.0094	0.0129	0.0259	0.0482
18	18-1	Abs	0.0094	0.0129	0.0259	0.0482
19	19-1	Abs	0.0094	0.0129	0.0259	0.0482
20	20-1	Abs	0.0094	0.0129	0.0259	0.0482

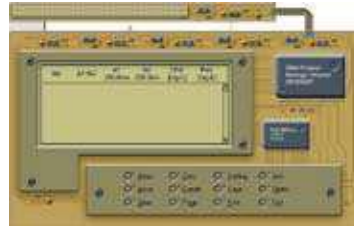
Food inspection:

Analysis of additives preservatives and flavors, fat contents, enzyme, glucose, flavoring, minerals, vitamins, etc.



Life science:

Test the micro samples of life science and provide DNA/Protein detector to measure the DNA/Protein concentration.



Specifications:

Dual beam optical system		
Instrument Type	T7D	T7DS
Spectral Bandwidth	2nm(fixed slit)	0.5 , 1 , 2 , 5nm(variable slit)
Working Mode	MPU Mode/PC Mode	MPU Mode/PC Mode
Software Support	MPU Software Platform/Spec UV software workstation	MPU Software Platform/Spec UV software workstation
Wavelength Range	190 ~ 1100nm	190 ~ 1100nm
Wavelength Accuracy	± 0.3nm(Automatic wavelength correction)	± 0.3nm(Automatic wavelength correction)
Wavelength Reproducibility	0.2nm	0.2nm
Stray Light	< 0.12%T(220nm , NaI; 340nm , NaNO ₂)	< 0.12%T(220nm , NaI; 340nm , NaNO ₂)
Photometric Mode	Transmittance, Absorbance, Energy	Transmittance, Absorbance, Energy
Photometric Range	-0.3 ~ 3Abs	-0.3 ~ 3Abs
Photometric Accuracy	± 0.002Abs(0 ~ 0.5A) ± 0.004Abs(0.5 ~ 1A) ± 0.3%T(0 ~ 100%T)	± 0.002Abs(0 ~ 0.5A) ± 0.004Abs(0.5 ~ 1A) ± 0.3%T(0 ~ 100%T)
Photometric Reproducibility	± 0.001Abs (0 ~ 0.5A) ± 0.002Abs (0.5 ~ 1A) ± 0.15%T(0 ~ 100%T)	± 0.001Abs (0 ~ 0.5A) ± 0.002Abs (0.5 ~ 1A) ± 0.15%T(0 ~ 100%T)
Baseline Flatness	± 0.0015Abs(190 ~ 1100nm)	± 0.0015Abs(190 ~ 1100nm)
Baseline Stability	0.0008Abs/h(500nm,0Abs 2nm Spectral Bandwidth, 2hr warm-up)	0.0008Abs/h(500nm,0Abs 2nm Spectral Bandwidth, 2hr warm-up)
Photometric Noise	± 0.001Abs(500nm,0Abs 2nmSpectral Bandwidth)	± 0.001Abs(500nm,0Abs 2nm Spectral Bandwidth)



AceMART

AceMART. INC

Address In Liberia
17th street, Sinkor Monrovia
Liberia, West Africa
TEL: (+231) 770429263

Address in China:
Wuyue Plaza, NO. 402,
Xianshuiguo, Jinna District,
Tianjin City, China
TEL: (+231) 17822439303

E-mail
acemartofficial@acemart.com

www.acemartech.com